







BMW

P&T	O.E.M	REFERENCE	APPLICATION	YEAR	PICTURE
PT-BM101	1151.1.433.828	GP: PA676	BMW 3 (E36) 320 i BMW 5 (E34) 520 i 24V BMW 7 (E38) 728 i ,II BMW X3 (E83) 2.5 I BMW X5 (E53) 3.0 I BMW Z3 2.0 BMW Z4 (E85) 2.2 i	09.90- 02.98 09.89- 09.95 08.95- 11.01 01.04- 05.00- 04.99- 01.03 10.03-	
	1151.1.722.536	HK: W49007			
	1151.1.730.414	QH: QCP2735			
	1151.1.740.241	SIL: PA659			
	1151.1.744.243	GMB: 115-2090			
	1151.1.433.712	DOLZ: B214			
	1151.1.437.648	FEBI: 01293			
	1151.7.503.884	GRAF: PA432A			
	1151.7.504.040	HEPU: P472			
	1151.7.527.799	LASO: 10200113			
	1151.7.527.910	SWAG: 20150018			
	1153.1.433.828	MEYLE: 3130112001			
	1151.1.150.040	SASIC: 9001236			
		AIRTEX: 1371			
		AIRTEX: AW9261			
	IMASAF: 330676/R				
	BUGATTI: PA5401				
	RUVILLE: 65025				
	FIREPOWER: ECP2735				
PT-BM102	1151.1.719.836	GP: PA586	BMW 3 (E30) 320 i BMW 5 (E28) 520 I BMW Z1 2.5	12.85- 06.91 08.85- 12.87 06.88- 06.91	
	1151.1.720.609	HK: W49002			
	1151.9.070.758	QH: QCP2646			
	1151.9.070.759	GMB: GWBM-08A			
		GMB: 115-1080			
		SIL: PA562			
		DOLZ: B212			
		FEBI: 01289			
		GRAF: PA369			
		HEPU: P458			
		SWAG: 20150007			
		MEYLE: 3130112600			
		SASIC: 9001159			
		AIRTEX: 1296			
		AIRTEX: AW9120			
	IMASAF: 330586/R				
	BUGATTI: PA0212				
	RUVILLE: 65011				
	FIREPOWER: ECP2646				




BMW

P&T	O.E.M	REFERENCE	APPLICATION	YEAR	PICTURE
PT-BM103	1151.1.258.147 1151.1.258.701 1151.1.258.932 1151.1.258.933 1151.1.259.660 1151.1.258.355 1151.9.070.752 1151.0.786.821	GP: PA126 HK: W49008 QH: QCP990 GMB: GWBM-01A GMB: 115-1010 SIL: PA249 DOLZ: B202 FEBI: 01291 GRAF: PA149 HEPU: P460 SWAG: 20150024 MEYLE: 3130111900 SASIC: 9001014 AIRTEX: 1143 AIRTEX: AW9149 IMASAF: 330126 BUGATTI: PA0203 RUVILLE: 65001	BMW 3 (E21) 315 BMW 5 (E12) 518	03.81- 03.84 07.75- 05.81	
PT-BM104	1151.1.274.583 1151.1.274.584 1151.1.286.355 1151.1.286.358 1151.1.711.477 1151.1.721.477 1151.1.284.680 1151.9.070.755	GP: PA131 HK: W49015 QH: QCP2358 GMB: GVRM-02A GMB: 115-1020 SIL: PA431 DOLZ: B207 FEBI: 01288 GRAF: PA264 HEPU: P465 LASO: 10200107 SWAG: 20150005 MEYLE: 3130112700 SASIC: 9001016 AIRTEX: 1219 AIRTEX: AW9152 IMASAF: 330131/R BUGATTI: PA0209 RUVILLE: 65010 FIREPOWER: ECP2358	BMW 3 (E30) 316 BMW 5 (E28) 518	09.82- 12.87 06.81- 08.84	




BMW

P&T	O.E.M	REFERENCE	APPLICATION	YEAR	PICTURE
PT-BM105	1151.1.271.435 1151.1.272.616 1151.1.272.618 1151.1.706.564 1151.1.706.588 1151.1.706.624 1151.1.711.492 1151.9.058.996 1151.9.071.562	GP: PA129 HK: W49016 QH: QCP3398 GMB: GWBM-04A GMB: 115-1040 SIL: PA382 DOLZ: B206 FEBI: 01290 GRAF: PA243 HEPU: P475 LASO: 10200105 SWAG: 20150004 MEYLE: 3130112500 SASIC: 9001020 AIRTEX: 1218 AIRTEX: AW9119 IMASAF: 330129/R BUGATTI: PA0211 RUVILLE: 65008 FIRPOWER: FCP2154	BMW 3 (E21) 320/6 BMW 5 (E28) 520 i	09.77- 08.82 08.85- 12.87	
PT-BM106	1151.1.721.872 1151.1.734.602 1151.1.727.468 1151.1.734.595 1151.0.393.338 1151.1.172.468 1151.1.172.872 1151.1.173.595 1151.1.173.602	GP: PA674 HK: W49005 QH: QCP3067 GMB: 115-2080 SIL: PA658 DOLZ: B216 FEBI: 01296 GRAF: PA430 HEPU: P470 LASO: 10200112 SWAG: 20150011 MEYLE: 3130113400 SASIC: 9001245 AIRTEX: 1369 AIRTEX: AW9275 IMASAF: 330674/R BUGATTI: PA5403 RUVILLE: 65018	BMW 3 (E30) 318 is BMW 5 (E34) 518 I BMW Z3 1.8	09.89- 08.91 08.89- 09.95 10.95- 10.98	






BMW

P&T	O.E.M	REFERENCE	APPLICATION	YEAR	PICTURE
PT-BM107	1151.1.727.123 1151.1.734.269 1151.0.007.039	GP: PA675 HK: W49006 QH: QCP2804 SIL: PA660 DOLZ: B215 FEBI: 01297 GRAF: PA431 HEPU: P471 LASO: 10200124 SWAG: 20150028 MEYLE: 3130112100 SASIC: 9001246 AIRTEX: 1370 IMASAF: 330675/R BUGATTI: PA5402 RUVILLE: 65021 FIREPOWER: FCP2671	BMW 3 (E36) 316 i BMW 5 Tourig (E34) 518 i	09.90- 09.93 03.93- 09.94	
PT-BM108	1151.1.271.436 1151.1.272.613 1151.1.284.694 1151.1.707.190 1151.1.707.191 1151.1.707.192 1151.1.707.193 1151.1.720.881 1151.1.720.883 1151.1.720.892 1151.1.720.893 1151.9.070.761 1151.1.286.417 1151.1.286.424 1151.1.286.287 1151.1.287.367 1151.1.707.119 1151.9.061.160	GP: PA240 HK: W49014 QH: QCP2477 GMB: GWBM-06A GMB: 115-1060 SIL: PA386 DOLZ: B204 FEBI: 01294 GRAF: PA380 HEPU: P457 LASO: 10200109 SWAG: 20150026 MEYLE: 3130112400 SASIC: 9001023 AIRTEX: 1145 AIRTEX: AW9117 IMASAF: 330240/R BUGATTI: PA0207 RUVILLE: 65030	BMW 5(E12) 528 I BMW 6 (E24) 628 Csi BMW 7 (E23) 728 I	04.77- 05.81 07.79- 08.87 07.78- 08.86	
PT-BM109	1151.0.007.042 1151.1.704.600 1151.1.731.680 1151.1.736.146 1151.1.741.001 1151.1.742.498 1151.1.000.042 1151.1.174.798 1151.1.174.001	GP: PA822 QH: QCP3109 GMB: 115-2100 SIL: PA729 DOLZ: B317 GRAF: PA570 HEPU: P453 LASO: 10200117 MEYLE: 3130113100 AIRTEX: 9276 AIRTEX: AW9276 IMASAF: 330822/R BUGATTI: PA5405 RUVILLE: 65033	BMW 5 (E34) 530 i V8 BMW 7 (E32) 730 i, il V8 BMW 8 (E31) 840 i	09.92- 09.95 04.92- 09.94 02.93- 02.96	







BMW

P&T	O.E.M	REFERENCE	APPLICATION	YEAR	PICTURE
PT-BM110	1151.0.007.043 1151.1.736.203 1151.1.741.002 1151.1.742.517 1151.1.000.043 1151.1.174.002 1151.1.174.517	GP: PA803 HK: W49020 QH: QCP3215 GMB: 115-2110 SIL: PA915 DOLZ: B319 FEBI: 21181 GRAF: PA604 HEPU: P454 LASO: 10200122 SWAG: 20150030 MEYLE: 3130113300 AIRTEX: 9332 AIRTEX: AW9332 IMASAF: 330803/R BUGATTI: PA5407 RUVILLE: 65053	BMW 7 (E38) 730 i,II	10.94- 11.01	
PT-BM111	1151.2.243.003 1151.2.244.333 1151.2.245.687 1151.2.245.745 1151.2.246.128 1151.9.068.606 1151.9.069.529 1151.9.069.929 1151.0.032.679	GP: PA843 HK: W49017 QH: QCP3096 SIL: PA714 DOLZ: B219 FEBI: 14349 GRAF: PA502A HEPU: P462 HEPU: P362 LASO: 10200116 SWAG: 20150013 MEYLE: 3130113800 SASIC: 9001247 AIRTEX: 1417 IMASAF: 330843/R BUGATTI: PA5404 RUVILLE: 65050	BMW 3 (E36)318 tds BMW 5 (E34) 525 td BMW 7 (E38) 725 tds	01.95- 02.98 04.93- 09.95 04.96- 11.01	
PT-BM112	1151.1.715.292 1151.1.721.337 1151.9.070.762 1151.9.070.763 1151.1.171.292	GP: PA339 HK: W49004 QH: QCP2671 SIL: PA646 DOLZ: B213 FEBI: 01295 GRAF: PA390 HEPU: P459 LASO: 10200111 SWAG: 20150027 MEYLE: 3130112900 SASIC: 9001158 AIRTEX: 1307 IMASAF: 330339/R BUGATTI: PA0214 RUVILLE: 65012	BMW 3 (E30)316 (Ecotronic) BMW 5 (34) 518 I BMW 5 Touring (E34) 518 i	09.83- 12.90 08.89- 09.95 03.93- 09.94	







BMW

P&T	O.E.M	REFERENCE	APPLICATION	YEAR	PICTURE
PT-BM113	1151.2.247.552 1151.2.246.961 1151.0.393.731	GP: PA632 HK: W49000 QH: QCP3373 SIL: PA965 DOLZ: B320 GRAF: PA692 HEPU: P463 LASO: 10200128 MEYLE: 3130111200 AIRTEX: 1630 IMASAF: 330632/R BUGATTI: PA5414 RUVILLE: 65024	BMW 3 (E46) 318 d BMW 3 Compact (E46) 318 td BMW 3 Touring (E46) 320 d	03.03-02.05 03.03-02.05 03.00-09.01	
PT-BM114	1151.1.742.647 1151.1.742.598 1151.0.393.340 1151.1.174.647	GP: PA904 QH: QCP3216 SIL: PA868 DOLZ: B318 GRAF: PA625 HEPU: P477 LASO: 10200123 MEYLE: 3130111100 AIRTEX: 1549 AIRTEX: AW9466 IMASAF: 330904/R BUGATTI: PA5408 RUVILLE: 65055	BMW 5 (E39)535 i BMW 7 (E38) 735i,II BMW 8 (E31) 840 Ci	04.96-03.99 01.96-11.01 01.96-12.99	
PT-BM115 without temperature sensor	1151.7.586.780		BMW		
PT-BM115- 2 Hole blocked	1151.7.586.781 1151.7.524.552	GRAF: PA1040 HEPU: P488	BMW 5 (E60) 545 i BMW 5 Touring (E61) 545 I BMW 6 (E63) 645 Ci BMW 7 (E65,E66) 745 i,Li BMW X5 (E53) 4.4 i	09.03-06.04 01.04-11.01 12.03-	
PT-BM116	1151.1.713.266 1151.0.393.336 1151.1.171.266	GP: PA1165 QH: QCP3515 SIL: PA1227 FEBI: 21916 GRAF: PA856 HEPU: P478 LASO: 10200130 SWAG: 20921916 MEYLE: 3130114300 AIRTEX: AW9465 BUGATTI: PA5415 RUVILLE: 65056	BMW 5 (E39) 535 i BMW 7 (E38) 735 i, iL BMW 8 (E31) 840 Ci BMW X5 (E53) 4.6 is	04.99-06.03 01.96-11.01 01.96-12.99 02.02-	







BMW

P&T	O.E.M	REFERENCE	APPLICATION	YEAR	PICTURE
PT-BM117	1151.9.070.765 1151.9.070.764 1151.2.242.675 1151.1.287.580 1151.1.284.247 1151.1.284.580 1151.2.241.641 1151.1.285.510 1151.9.570.765 1151.1.128.247 1151.1.224.641 1151.1.224.675	GP: PA504 QH: QCP1375 GMB: 115-2190 SIL: PA571 DOLZ: B210 FEBI: 01292 GRAF: PA270 HEPU: P473 LASO: 10200114 SWAG: 20150025 MEYLE: 3130112201 AIRTEX: 1372 AIRTEX: AW9154 BUGATTI: PA0210 RUVILLE: 65020	BMW 3 (E30) 324 d BMW 5 (E28) 524 d	09.85- 08.91 03.86- 12.87	
PT-BM118	1151.7.786.192	SIL: PA1072 GRAF: PA760 DOLZ: B222 HEPU: P468 LASO: 10200134 AIRTEX: 1650 RUVILLE: 65004	BMW 3 (E46) 330 d BMW 5 (E39) 525 d BMW 7 (E38) 730 d BMW X5 (E53) 3.0 d	10.99- 02.05 02.00- 06.03 04.00- 11.01 05.01-	
PT-BM119 without backhousing			BMW		
PT-BM119H with backhousing	1151.1.485.846 1151.7.513.062 1151.7.510.803 1151.7.829.914 1151.7.829.922 1151.1.751.061	QH: QCP3512 SIL: PA1121 DOLZ: H213 HEPU: P412 LASO: 10200131 AIRTEX: 1737 RUVILLE: 65006	BMW MINI COOPER 1.6 BMW MINI ONE 1.4I BMW MINI ONE 1.6I	01- 01- 01-	
PT-BM120	1151.1.401.284 1151.1.402.427 1151.1.406.650 1151.1.436.650	GP: PA1027 QH: QCP3374 SIL: PA927 DOLZ: B321 HEPU: P499 LASO: 10200118 BUGATTI: PA5410 RUVILLE: 65026	BMW 3 (E36) M3 3.2 BMW Z3 Coupe M 3.2	09.95- 02.98 02.98- 06.01	
PT-BM121	1151.7.511.220 1151.7.511.221	QH: QCP3570 SIL: PA1295 DOLZ: B225 GRAF: PA893 HEPU: P482 LASO: 10200140 AIRTEX: 1748 BUGATTI: PA10015	BMW 1(E87) 116 i BMW 3 (E46)316 i BMW X3 (E83) 2.0 i BMW Z4 (E85) 2.0 i	09.04- 06.02- 02.05 07.05- 04.05-	





BMW

P&T	O.E.M	REFERENCE	APPLICATION	YEAR	PICTURE
PT-BM122	1151.7.801.609 1151.7.790.435 1151.7.791.834	QH: QCP3603 SIL: PA1249 HEPU: P469 LASO: 10200144	BMW 5 Touring (E61) 525d BMW 3 Coupe (E92) 325d BMW X3 (E83) 3.0 sd BMW 3 Coupe (E92) 335d	06.04- 05.07- 09.06- 03.06-	
PT-BM122-2	1151.7.805.812 1151.7.801.064	HEPU: P497 BUGATTI: PA10166	BMW X3 (E83) 3.0 d BMW 3 Touring (E91) 335d BMW 3 (E90) 335d	01.04- 09.06- 09.06-	
PT-BM123	1151.1.729.855 1151.1.729.741 1151.1.720.240 1151.1.007.040	GP: PA733 QH: QCP3108 GMB: 115-2070 SIL: PA662 DOLZ: B218 GRAF: PA681 HEPU: P486 LASO: 10200121 AIRTEX: AW9128 BUGATTI: PA5406 RUVILLE: 65013	BMW 7 (E32) 750 I,il V12	09.87- 09.94	
PT-BM124	1151.0.393.339 1151.1.704.702 1151.1.741.980	SIL: PA925 DOLZ: B322 HEPU: P484 LASO: 10200125	BMW 8 (E31) 850 Ci	09.94- 12.99	
PT-BM125	1151.9.070.757 1151.9.070.756 1151.0.789.800 1151.1.251.230 1151.1.253.143 1151.1.263.934 1151.1.266.096 1151.1.705.236 1151.1.705.273 1151.1.707.414	QH: QCP2478 GME: GWBM-05A GMB: 115-1050 SIL: PA387 GRAF: PA379 LASO: 10200108 MEYLE: 3130112300 AIRTEX: AW9122	BMW 2000-3.2 Coupe (E9) 2.5 CS BMW 2500-3.3 (E3) 2.8 L BMW 5 (E12) 525	09.74- 03.76 02.75- 04.77 08.73- 10.76	
PT-BM126	1151.9.071.564 1151.2.242.176 1151.2.242.677	GP: PA659 QH: QCP2647 SIL: PA616 DOLZ: B211 GRAF: PA370 HEPU: P474 LASO: 10200115 AIRTEX: 1308 BUGATTI: PA0213	BMW 5 (E34) 524 td	03.88- 09.95	



BMW

P&T	O.E.M	REFERENCE	APPLICATION	YEAR	PICTURE
PT-BM127		SIL: PA1052 DOLZ: B221 GRAF: PA883 HEPU: P2605 BUGATTI: PA10027	BMW 1 (E81,E87) 118d BMW 3 (E46) 318 d BMW 3 Compact (E46) 318 td BMW Coupe (E46) 320 Cd BMW 3 Touring (E46) 318 d BMW 5 (E60) 520d BMW X3 (E83) 2.0 d	09.04- 09.01- 03.03 03.03- 02.05 11.03- 03.02- 02.05 07.05- 10.04-	
PT-BM128 without backhousing	1151.7.520.123	BUGATTI: PA10085	BMW MINI (R50,R53) Cooper S BMW MINI (R50,R53) Works BMW MINI Convertible (R52) Works	03.02- 11.03- 07.04-	
PT-BM128H with backhousing	1151.7.520.123	SIL: PA1285 HEPU: P413 LASO: 10200143	BMW		
PT-BM129					
PT-BM130	1151.7.788.506 1151.7.794.247 1151.7.806.349	QH: QCP3561 SIL: PA1294 DOLZ: B220 GRAF: PA1040 HEPU: P467 LASO: 10200138 MEYLE: 3132200009 AIRTEX: 1688 BUGATTI: PA10086 RUVILLE: 65023	BMW 3 (E46) 330 xd BMW 3 (E90) 320 d BMW 3 Touring (E46) 318 d BMW 5 Touring (E61) 520d BMW 7 (E65,E66) 730 d BMW X3 (E83) 3.0 d BMW X5 (E53) 3.0 d	03.03- 02.05 09.03- 03.03- 02.05 09.05- 05.04- 01.04- 12.03-	
PT-BM131	1151.7.786.736 1151.7.785.015 1151.0.393.730	QH: QCP3506 SIL: PA1071 DOLZ: B220 GRAF: PA759 HEPU: P461 LASO: 10200129 MEYLE: 3130110000 AIRTEX: 1649 BUGATTI: PA5419 RUVILLE: 65003	BMW 3 (E46) 320 d BMW 5 (E39) 520 d BMW 5 Touring (E39) 520 d	04.98- 09.01 02.00- 06.03 02.00- 09.03	


BMW

P&T	O.E.M	REFERENCE	APPLICATION	YEAR	PICTURE
PT-BM132	11517563659	HEPU:P494	BMW 1 (E88) 135i BMW 1 (E82) 135i BMW 3 (E90) 335i BMW 3 Touring (E91) 335i xDrive BMW 3 (E92) 335i BMW 7 (F01, F02) 740i BMW X6 (E71) 35i BMW X6 (E71) xDrive 35i BMW Z4 (E89) sDrive 30i	03.08 10.07 09.06 09.08 09.06 10.08 05.08 09.08 05.09	
PT-BM133	11517586925 11517546994	HEPU:P481	BMW 1 (E81,E87) 130i BMW 1 (E88) 125i BMW 3 (E90) 325i BMW 3 (E90) 325i xDrive BMW 3 Touring (E91) 325i BMW 3 Touring (E91) 325i xDrive		
PT-BM134	1151.7.807.311	QH: QCP3680 SIL: PA1487 DOLZ: B231 GRAF: PA1039 HEPU: P421 MEYLE: 3132200012 BUGATTI: PA10134 RUVILLE: 65029	BMW 1 (E81,E87) 116d BMW 1 (E81,E87) 118d BMW 1 (E81,E87) 120d BMW 1 (E81,E87) 123d BMW 1 Cabriolet (E88) 118d BMW 1 Coupe (E82) 120d BMW 3 (E90) 316d BMW 3 Touring (E91) 318d BMW 5 (E60) 520d BMW X1 (E84) sdrive 18 d BMW X3 (E83) xDrive 20d	03.09- 04.07- 03.07- 10.07- 09.08- 09.09- 07.09- 09.07- 09.07- 03.10 10.09-	
PT-BM135	1151.7.550.484	DOLZ: C136 HEPU: P485 BUGATTI: PA10088	GNS AIRTEX:1819 11517550484 DOLZyC-136 11518512443 BMW - 1 (F20) - 114 i BMW - 1 (F20) - 116 I BMW - 1 (F20) - 118 I BMW - 1 (F21) - 114 I BMW - 1 (F21) - 116 I BMW - 1 (F21) - 118 i BMW - 3 (F30) - 316 I MINI (R50, R53) - John Cooper Works MINI (R56) - One MINI (R56) - Cooper MINI (R56) - Cooper S MINI (R56) - John Cooper Works MINI Convertible (R57) - One MINI Convertible (R57) - Cooper MINI Convertible (R57) - Cooper S MINI Convertible (R57) - John Cooper Works MINI Roadster (R59) - Cooper MINI Roadster (R59) - Cooper S MINI Roadster (R59) - John Cooper Works MINI COUNTRYMAN (R60) - One MINI COUNTRYMAN (R60) - Cooper MINI COUNTRYMAN (R60) - Cooper S ALL4 MINI COUNTRYMAN (R60) - Cooper	03.07 10.06 10.06 07.07	

BMW

P&T	O.E.M	REFERENCE	APPLICATION	YEAR	PICTURE
PT-BM136	1151.7.791.833 1151.7.805.808 1151.7.788.305 1151.7.790.322	QH: QCP3559 SIL: PA1248 GRAF: PA964 MEYLE: 3132200001 AIRTEX: 1687 RUVILLE: 65022	BMW 1 (E81, E87) 118d BMW 1 (E81, E87) 120d BMW 3 (E46) 318d BMW 3 (E90) 318d BMW 3 Compact (E46) 320 td BMW 3 Touring (E46) 320 d BMW 5 (E60) 520d BMW X3 (E83) 2.0 d	09.04- 09.04- 03.03- 02.05 09.05- 09.01- 02.05 09.01- 02.05 07.05- 10.04-	
PT-BM137	1151.7.831.907 1151.7.838.159	SIL: PA1297 HEPU: P492	BMW 3 Convertibel (E46) M3 3.2 BMW 3 Coupe (E46) M3 3.2 BMW 3 Coupe (E46) M3 CSL	04.01- 06.00- 06.03-	
PT-BM139	11517548263 11517548264	HEPU: P415	BMW 5 GRAN TURISMO (F07) 550 I BMW 5 GRAN TURISMO (F07) 550 i xDrive BMW 5 (F10, F18) 550 I BMW 5 (F10, F18) 550 i xDrive BMW 7 (F01, F02, F03, F04) 750 I BMW 7 (F01, F02, F03, F04) 750 i xDrive BMW X5 (E70) M	10.09 - 09.10 - 03.10 - 09.10 - 10.08 - 09.09 - 09.09 - 05.08 - 09.03 - 09.09 -	
PT-BM140	11518516205	HEPU:P424 GRAF:PA1178 BUGATTI:PA10211	BMW X5 (F15) xDrive 30 d	02.14 -	
PT-BM141	11517548263 11517548264	HEPU: P417	BMW 5 GRAN TURISMO (F07) 550 I BMW 5 GRAN TURISMO (F07) 550 i xDrive BMW 5 (F10, F18) 550 I BMW 5 (F10, F18) 550 i xDrive BMW 7 (F01, F02, F03, F04) 750 I BMW 7 (F01, F02, F03, F04) 750 i xDrive BMW X5 (E72) M	10.09 - 09.10 - 03.10 - 09.10 - 10.08 - 09.09 - 09.09 - 05.08 - 09.08 - 09.11 -	

BMW

P&T	O.E.M	REFERENCE	APPLICATION	YEAR	PICTURE
PT-BM142	11518516204 11517810833	GRAF:PA1164 HEPU:P419 QH:QCP3844 BUGATTI:PA10210	BMW 4 Coupe (F32, F82) 420 d xDrive	11.13 - 03.15	
PT-BM143	11518623574 11518601366 11518623576		B2 SERIES(F45,F46) 1.5L(B38) 2.0L(B48) X1(F48) 1.5L(B38) 2.0L(B46, B48) MINI COPPER(F54,F55,F56,F57) 1.5L(B36,B33) MINI COPPER S(F55,F56,F57) 2.0L(B46,B48) MINI COPPER X/SX(F54) 1.5L(B36) 2.0L(B46,B48) MINI ONE(F54,F55,F56,F57) 1.5L(B38) MINI JCW(F56,F57) 2.0L(B48)	14 14 14 14 14 14 14	